



RO Panel


STAFF PERFORMANCE ANALYSIS SPA-01 AND SPA-03

THE STAFF PERFORMANCE ANALYSIS HELPS THE RO TO TRACK AND MONITOR THE PERFORMANCE OF A STAFF.

KV Staff Performance

 Staff List

 Staff Perf. Analysis (SPA-01)

 Staff Perf. Analysis (SPA-03)

THE SPA-01 GIVES YOU THE OVERALL PERFORMANCE OF AN EMPLOYEE FOR THE CLASSES ASSIGNED ALONGWITH THE PASS% MARKS SUBJECT ETC.




SESSION: 2022-23

OVERALL PERFORMANCE OF EMPLOYEE **[REDACTED]** (TGT English) **[REDACTED]** of KV **[REDACTED]**

Sl.	Class	Section	Subject	Test		PASS %			Marks		
				Test	Month	APPEARED	PASSED	PASS %	Low	High	Avg
1	10	A	English	PT - 1	2207	32	20	62.5	15.0	90.0	49.6
2	10	A	English	PT - 2	2209	32	24	75	15.0	90.0	58

THE SPA03 GIVES THE PERFORMANCE REPORT TEACHERWISE ALONG WITH THE STUDENT LIST AND MARKS FOR CLASS 10TH AND 12TH.

RO Panel

KV  Staff Performance Analysis (SPA-3)			
 - Mob.  Class 10 A - English as on 02 Dec 2022			
Sl.	Student	PT - 1 (MM: 40)	PT - 2 (MM: 40)
1	AASHISH UIKEY	9	10
2	ABHISEKH SANODIYA	20	25
3	ADITYA PANAGAR	12	13
4	ARYAN RAGHUWANSHI	14	19
5	ATHARV SINGH THAKUR	31	32
6	BHAGVATI RAGHUWANSHI	7	15
7	CHETAN JAIN	36	36
8	CHITRANSHU SONI	31	36
9	DANISH MANSURI	6	6
10	HIMESH RAGHUWANSHI	10	13
11	JAHNAVI RAGHUWANSHI	30	30

THE RED INDICATORS ON NUMBERS INDICATE THAT THE PARTICULAR STUDENT HAS OBTAINED LESS THEN PASSING MARKS FOR THAT PATRICULAR TEST.

NOTE-THE PERSONAL DETAILS OF THE EMPLOYEE IS ALSO GIVEN ALONG WITH THE REPORT INCASE THE RO WANTS TO CONTACT THAT EMPLOYEE DIRECTLY.

Unique solution ID: #1062
Author: Vibhore Ojha
Last update: 2023-03-17 17:48